

# MMC2K-SPACE Specification

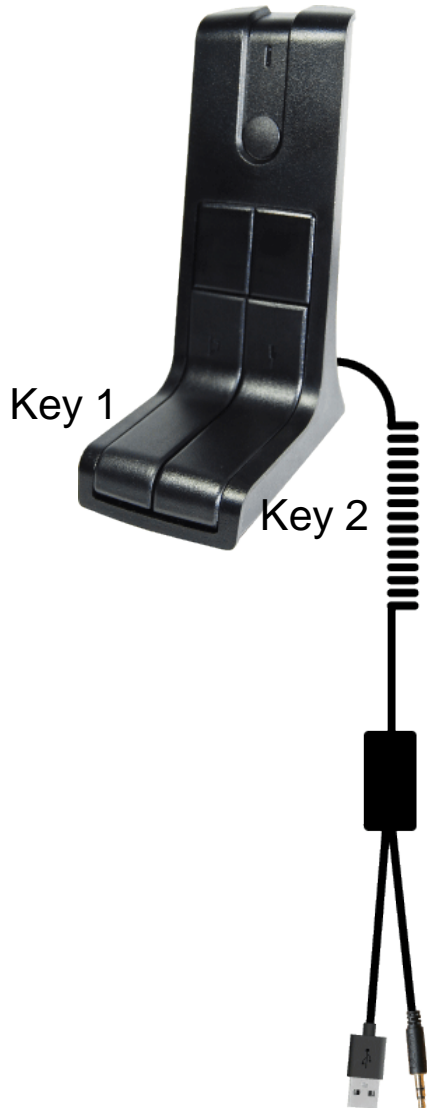
**The best desk microphone with PTT for PC**

## Function:

When PTT pressed it send "SPACE" key code to PC

## Specification:

- Dimension: 70 \* 110 \* 160 mm
- Cable Diameter: Ø 5.0mm
- Length: 150 + 260 coil + 190mm  
200mm Y-cable ext to PC
- Plug: USB & 3.5mm
- PTT: built-in
- Warranty: 1 year



# MMC2K User's Manual

**Step 1:** Plug MMC2K to your PC's USB and microphone jack

**Step 2:** After Windows find the driver it's ready to go

**Step 3:** The default "Key 1" and the "Key 2" is the "Space" key


It's ready to go

If you want to change the key code, please ask for the keycode software from your dealer

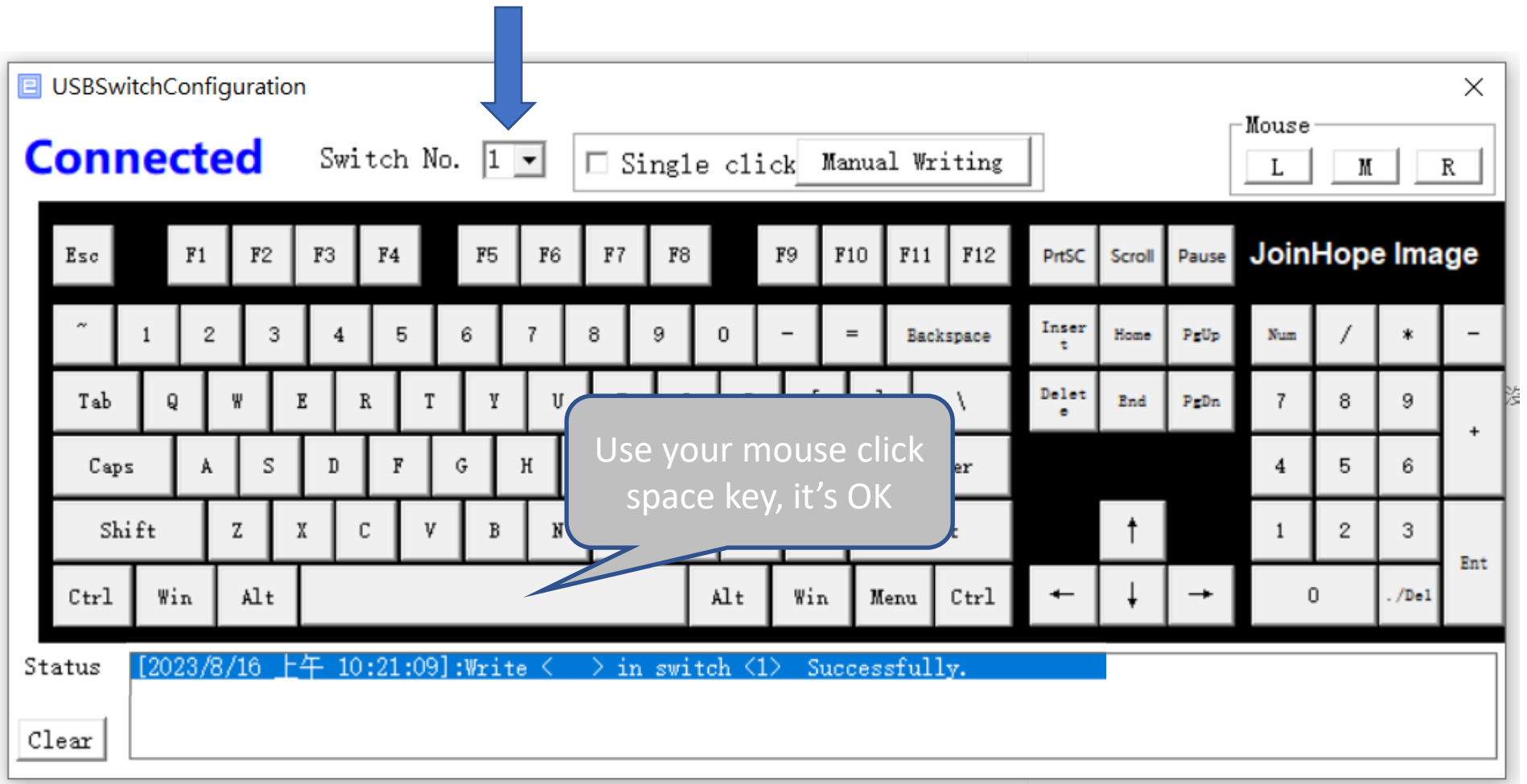
**Step 1:** Launch S/W USBSwitchConfiguration\_MMC2K.exe

See next page

**Step 2:** You can see the “Connected” if the MMC2K connected



### Step 3: Change your “Key 1” to “Space”



USBSwitchConfiguration

**Connected** Switch No. **1**  Single click Manual Writing

Mouse

Esc F1 F2 F3 F4 F5 F6 F7 F8 F9 F10 F11 F12 PrtSC Scroll Pause **JoinHope Image**

~ 1 2 3 4 5 6 7 8 9 0 - = Backspace Insert Home PgUp Num / \* -

Tab Q W E R T Y U \ Delet End PgDn 7 8 9 +

Caps A S D F G H er 4 5 6

Shift Z X C V B N t ↑ 1 2 3 Ent

Ctrl Win Alt Alt Win Menu Ctrl ← ↓ → 0 ./Del

Status [2023/8/16 上午 10:21:09]:Write < > in switch <1> Successfully.

Clear

**Step 4:** Change your “Key 2” to “a”, if you like “A” click “shift” first

USBSwitchConfiguration

**Connected** Switch No. **2**  Single click Manual Writing

Mouse: **L** **M** **R**

Use your mouse click a key, it's OK

JoinHope Image

Status

```
[2023/8/16 上午 10:21:09]:Write < > in switch <1> Successfully.  
[2023/8/16 上午 10:22:56]:Write < A > in switch <2> Successfully.
```

Clear

Test it on this website: <https://keycode-visualizer.netlify.app/>

# You Pressed:

The Key Code is: 32

Reset

Press Any Key!