

ZELLO GATEWAY Cable install Q&A 安裝可能出現的問題

1. 當行動電話與 GATEWAY 的插頭連接時，大部份的行動電話的最上面會顯示耳機麥克風的符號。有少部份的行動電話並不會顯示耳機麥克風的符號。

When cellphone connected with GATEWAY, most of the cell phone will showing a headset microphone icon on top of the screen. But some of the cellphone will not showing it.



2. 如果只有顯示耳機的符號，而不是顯示耳機麥克風的符號時。請將 GATEWAY 的插頭拔起來重插。如果還是一樣只顯示耳機符號，建議將行動電話關機再開啟。如果情形仍無改善時，建議換另一支行動電話試試。

If there is only headset icon instead of headset microphone icon. Try to reconnect the plug on GATEWAY. If the problem didn't solve, try to repower the cellphone. If the problem still not solve, please try with another cellphone.



3. 如果該行動電話有支援顯示耳機麥克風的符號時，但插入 GATEWAY 時沒有顯示耳機麥克風的符號時，代表 3.5mm 四極公頭沒有插到耳機孔的最底部。

If the cellphone support headset microphone icon showing, but there is no icon when the plug connected with the GATEWAY. It means the 3.5mm 4 poles male connector didn't plug into the bottom side of the cellphone's headphone port.

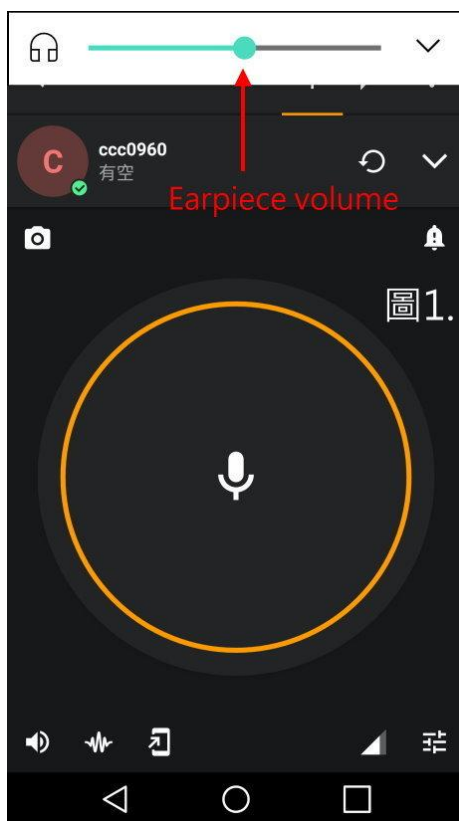


4. 調整行動電話的耳機輸出音量，至少一半的音量或以上刻度。
最好是在通話的狀態下再調整耳機輸出音量。因為如果不是在通話的狀態下，調整到的音量可能會是鈴聲的音量，而不是耳機輸出的音量。有出現耳機的符號才對。如 [圖 1.]。

Adjust the output volume of earpiece, at least half of the scale.

Make sure you adjust the volume on call. Because if it's not on call, you might adjust the volume of ring instead of earpiece. Make sure it's showing headset icon on the scale when you are adjusting.

EX: Picture 1.

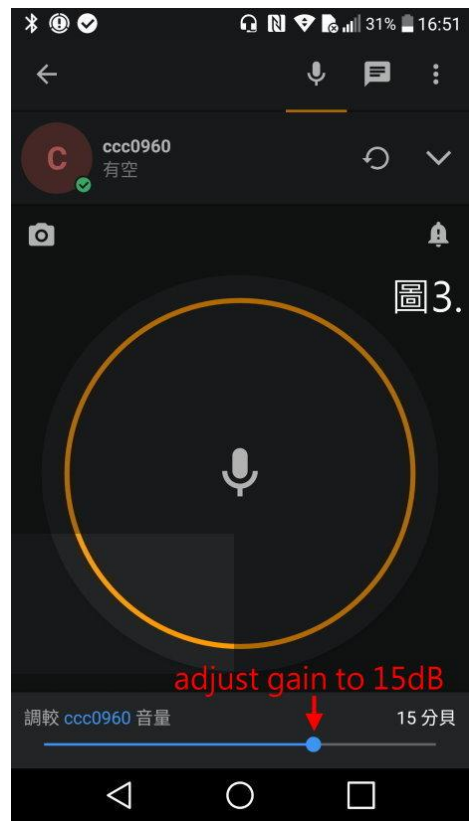
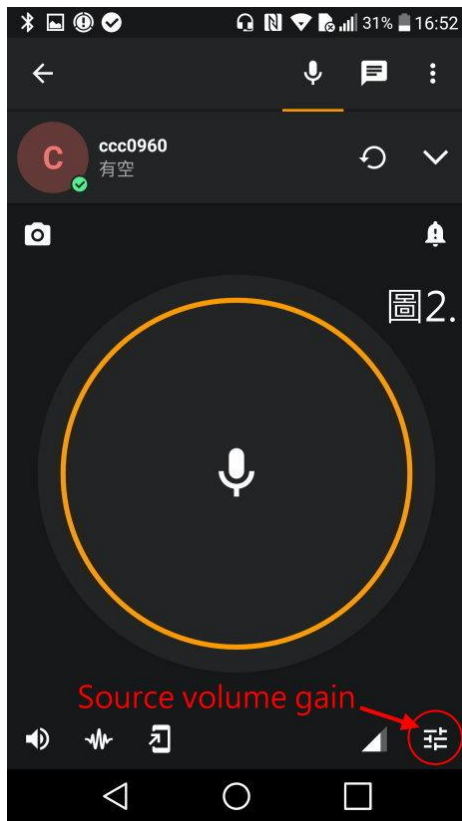


5. 再調整來源信號的 Gain 值，這個 Gain 大約在 15dB 或可以更高。
這是 ZELLO 對方講話的聲音音量。這樣可以避免 ZELLO 對方講話的聲音太小聲所造成聲音漏掉的問題。先點選 [圖 2.] 的位置，再把數據調大[圖 3.]。

When adjusting Source volume gain, it should be about 15dB or higher.

This is the volume of other side through the ZELLO. Doing this can avoid the sound missing when other side speaking is too quite.

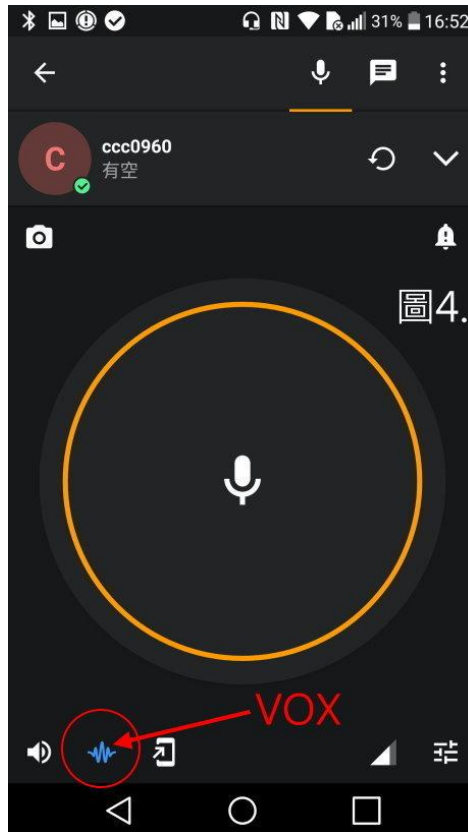
Press the icon on Picture 2, then adjust the volume like Picture 3.



6. 連接 GATEWAY 的行動電話 ZELLO APP，務必先與外部行動電話的 ZELLO APP 是可以對通的狀態。確定雙方通話沒問題後，再把連接 GATEWAY 的 ZELLO APP 的 VOX 功能開啟。如 [圖 4.] 已開啟時符號是藍色。如果沒有開啟時符號是白色。

When the cellphone connected to GATEWAY, make sure you have no problem to call with other cellphone with ZELLO first. Then turn on the VOX function of ZELLO APP from cellphone.

The VOX function icon will be blue when it's on, as Picture 4. When it's off the icon will be white.



7. GATEWAY 另一端插頭是連接到 RADIO。這時可以外部行動電話的 ZELLO 與 GATEWAY 的 ZELLO 先進行講話測試。如果外部行動電話的 ZELLO 的聲音無法讓 RADIO PTT 時，請將 GATEWAY 連接的行動電話音量再調大或是來源信號的 Gain 值再調大，再測試外部行動電話的 ZELLO 的聲音可以驅動 RADIO 的 PTT。

The other side plug of GATEWAY is connecting to Portable/MOBILE RADIO. For now, you can test the ZELLO between GATEWAY and another cellphone. If the voice from cellphone is not loud enough to trigger RADIO's PTT. Try to volume up the cellphone that is connected to the GATEWAY or adjust the Source Gain higher. Then test again until the ZELLO's voice is enough to trigger RADIO's PTT.

8. 如果 GATEWAY 所連接的行動電話音量調到最大時，仍無法驅動 RADIO 的 PTT 時，建議換另一支行動電話試試。

If the volume of GATEWAY connecting cellphone is maximum but still can not trigger the PTT on RADIO. Try to use with others cellphone.

9. 一般車用的 RADIO 的喇叭輸出功率是非常的大。連接 GATEWAY 的 RADIO 音量請調整大約至少在 1/4 的刻度即可，但不可以調在最小聲。因為一定要有聲音才能驅動行動電話的 PTT 功能。

General MOBILE RADIO's speaker output is very high. So please adjust the RADIO's volume to about one quarter of the scale, but not at minimum. It needs voice to trigger the cellphone's PTT function.




10. 測試 GATEWAY 的車用 RADIO 音量可否驅動 ZELLO 的 VOX 功能，音量由 1/4 刻度開始調整，由外部的 RADIO 講話，慢慢的調整音量至適當的音量，並且可以驅動 ZELLO 的 VOX 功能即可。

To test the GATEWAY's MOBILE RADIO voice is enough to trigger the VOX of ZELLO on cellphone. You can begin at one quarter of the scale. Trough the external RADIO, adjust the volume to suitable and enough to trigger the VOX of ZELLO from cellphone.


11. 請注意，車用 RADIO 的喇叭聲音已經被切到耳機孔了，完全不會由車用 RADIO 的喇叭出聲。如果聲音仍是由車用 RADIO 的喇叭出聲，代表車用 RADIO 端的耳機插頭沒有插到底。

Please be notice that the output speaker of MOBILE RADIO is already switch to earpiece port. There should be no output from the RADIO. If you still can hear the voice come from MOBILE RADIO, it means the connector of GATEWAY is not plug into the bottom of earpiece port.



12. 如果車用 RADIO 有前後各自的獨立插頭，就有可能 GATEWAY 在動作時，車用 RADIO 也可以同時出聲，如 Motorola 的車機。

If the MOBILE RADIO has independent port at front side and back side. The speaker of MOBILE RADIO will also output at same time when the GATEWAY is working. EX: Motorola's MOBILE RADIOS.



13. 測試車用 RADIO 時，請務必先與可對通的外部 RADIO 確定頻率是相同，而且可以對通。
When testing MOBILE RADIO, please communicate with external RADIO first to make sure the frequency is same.